

CAN Global Multi-Sector Fixed Income

75/100



February 29, 2024

A global fixed-income fund seeking potential interest income.

Is this fund right for you?

- A person who is investing for the medium to longer term and seeking potential for interest income in their portfolio and is comfortable with low to Medium risk.
- A person who is investing for the medium to longer term and seeking potential for interest income in their portfolio and is comfortable with low to Medium risk.
- Since the fund invests in bonds anywhere in the world, its value is affected by changes in interest rates and foreign exchange rates between currencies.
- Since the fund invests in bonds anywhere in the world, its value is affected by changes in interest rates and foreign exchange rates between currencies.

Fund category

Multi-Sector Fixed Income

Inception date

May 11, 2020

Management

expense ratio (MER)*

2.63%

(December 31, 2022)

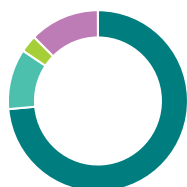
Fund management

T. Rowe Price Group Inc

RISK RATING



How is the fund invested? (as of December 31, 2023)



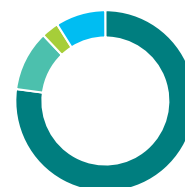
Asset allocation (%)

Foreign Bonds	73.8
Cash and Equivalents	10.8
International Equity	3.1
Domestic Bonds	-0.3
Other	12.6



Geographic allocation (%)

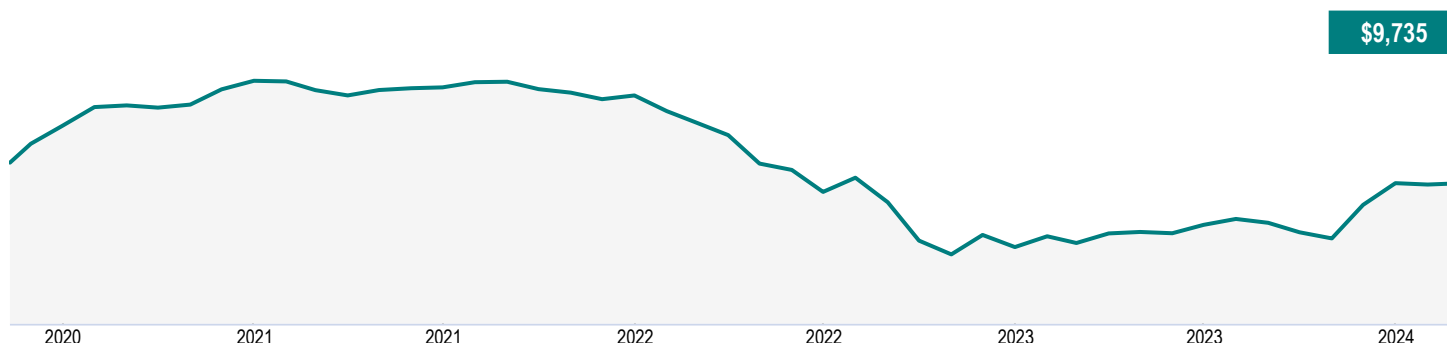
Canada	102.2
Multi-National	4.1
Hungary	2.5
Brazil	2.1
Australia	1.8
South Africa	1.5
Korea, Republic Of	1.5
Chile	1.5
Japan	1.5
Other	-18.7



Sector allocation (%)

Fixed Income	77.1
Cash and Cash Equivalent	10.8
Mutual Fund	3.1
Other	9.0

Growth of \$10,000 (since inception)



CAN Global Multi-Sector Fixed Income

75/100

February 29, 2024

Fund details (as of December 31, 2023)

Top holdings	%
CAD Currency	96.5
JPY IRS TONA 8/9/2028 REC FLT 20230810 -0.04% 10-Aug-2028	9.1
EUR IRS 09/26/2028 REC FIX 20230926 3.37% 26-Sep-2028	6.2
Canada Government 0.00% 18-Jan-2024	5.9
FI TRS USD REC IBXLLTR 03/20/24 20230920 0.00% 20-Mar-2024	5.4
Japan Government 0.00% 19-Feb-2024	4.9
FI TRS USD REC IBXLLTR 03/20/24 20230620 0.00% 20-Mar-2024	4.4
Malaysia Government 4.50% 15-Apr-2030	4.2
PLN IRS 06/30/2028 REC FLT 20230630 6.95% 30-Jun-2028	4.0
EUR IRS 10/06/2028 REC FIX 20231006 3.51% 06-Oct-2028	3.7
Total allocation in top holdings	144.3

Portfolio characteristics	
Standard deviation	6.5%
Yield to maturity	5.2%
Duration (years)	6.9
Coupon	4.6%
Average credit rating	A

Net assets (million)
\$62.7

Price
\$9.74

Number of holdings
324

Minimum initial investment
\$500

Fund codes
FEL – CLGA029E
DSC – CLGA029F
CB2 – CLGA029R
CB4 – CLGA029G

Understanding returns

Annual compound returns (%)

1 MO	3 MO	YTD	1 YR	3 YR	5 YR	10 YR	INCEPTION
0.2	2.9	0.0	8.5	-3.8	-	-	-0.7

Calendar year returns (%)

2023	2022	2021	2020	2019	2018	2017	2016
9.1	-17.8	-1.7	-	-	-	-	-

Contact information

Customer service centre

Toll free:
1-888-252-1847

Corporate website:
canadalife.com

Range of returns over five years

Best return	Best period end date	Worst return	Worst period end date	Average Return	% of periods with positive returns	Number of positive periods	Number of negative periods
-------------	----------------------	--------------	-----------------------	----------------	------------------------------------	----------------------------	----------------------------

Data not available based on date of inception

*For Partner series and Preferred partner series an advisory and management services (AMS) fee, of between 0.50% and 1.25%, is negotiated between you and your advisor. The MER doesn't include this fee.

Distribution of the chart, history standard and short-term reports are not permitted without including the fund profile long-term report. A description of the key features of Canada Life's individual variable insurance contract is contained in the information folder, available from your advisor. **Any amount that is allocated to a segregated fund is invested at the risk of the policyholder and may increase or decrease in value.** Reports produced using this web site are for information purposes only. Canada Life and their affiliates, representatives, and third party content providers do not warrant the accuracy, completeness, or timeliness of this website or any content, and shall not be responsible for investment decisions, damages, or other losses resulting from the use of this website or its content. The only true report on unit values is the periodic statement prepared and sent by Canada Life. For more information about Canada Life and its products visit canadalife.com or talk to your advisor. In Quebec, advisor refers to a financial security advisor for individual insurance and segregated funds policies; and to an advisor in group insurance/annuity plans for group products. Funds are available through a segregated funds policy issued by Canada Life. Canada Life and design and "Helping people achieve more" are trademarks of The Canada Life Assurance Company.

Financial information provided by Fundata Canada Inc.

©Fundata Canada Inc. All rights reserved.

