

CAN Core Moderate Growth Plus 75/100 (PP)

March 31, 2026

A fund that aims to find balance between long-term growth and consistent income.

Is this fund right for you?

- You want investment income and you want your money to grow over time.
- You want to invest in a balance of Canadian fixed-income funds and Canadian and foreign equity funds by Canada Life.
- You're comfortable with a low to moderate level of risk.

RISK RATING



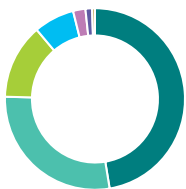
Fund category
Canadian Neutral Balanced

Inception date
July 09, 2018

Management expense ratio (MER)*
1.07%
(December 31, 2024)

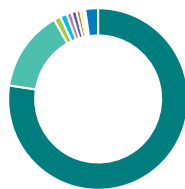
Fund management
Portfolio Solutions Group

How is the fund invested? (as of March 31, 2026)



Asset allocation (%)

| | |
|----------------------|------|
| Domestic Bonds | 47.4 |
| Canadian Equity | 28.0 |
| US Equity | 13.4 |
| International Equity | 7.3 |
| Cash and Equivalents | 2.2 |
| Foreign Bonds | 1.2 |
| Income Trust Units | 0.5 |



Geographic allocation (%)

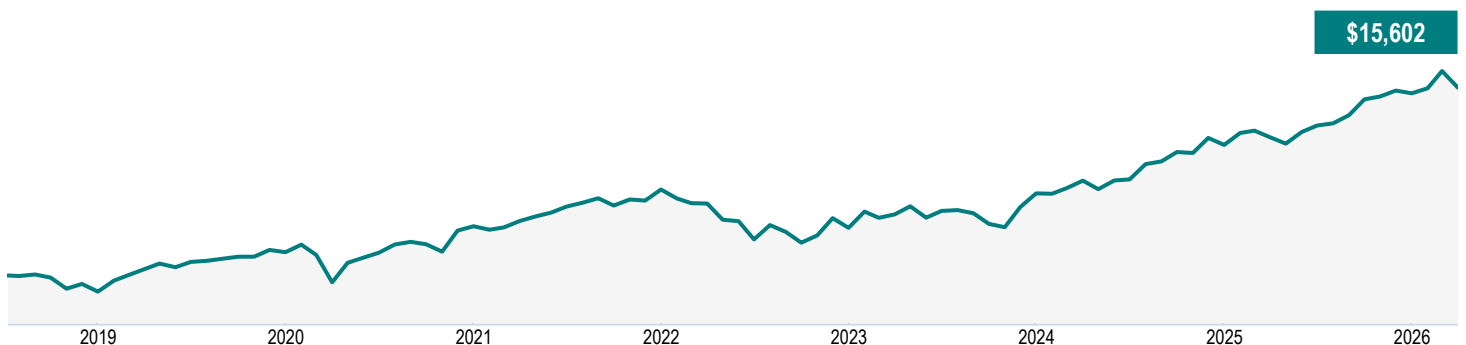
| | |
|----------------|------|
| Canada | 77.4 |
| United States | 14.5 |
| Japan | 1.2 |
| United Kingdom | 1.2 |
| France | 0.9 |
| Ireland | 0.9 |
| Switzerland | 0.7 |
| Netherlands | 0.5 |
| Germany | 0.4 |
| Other | 2.3 |



Sector allocation (%)

| | |
|---------------------|------|
| Fixed Income | 48.5 |
| Financial Services | 12.8 |
| Technology | 7.2 |
| Energy | 6.6 |
| Basic Materials | 5.7 |
| Consumer Services | 3.0 |
| Industrial Goods | 2.7 |
| Industrial Services | 2.6 |
| Healthcare | 2.4 |
| Other | 8.5 |

Growth of \$10,000 (since inception)



CAN Core Moderate Growth Plus 75/100 (PP)

March 31, 2026

Fund details (as of March 31, 2026)

| Top holdings | % |
|-----------------------------------------|-------------|
| Canada Government 3.25% 01-Jun-2035 | 4.9 |
| Ontario Province 3.95% 02-Dec-2035 | 2.4 |
| Canada Government 2.75% 01-Dec-2055 | 2.4 |
| Canada Government 3.00% 01-Feb-2027 | 1.9 |
| Royal Bank of Canada | 1.8 |
| Province of Ontario 3.90% 03-Dec-2055 | 1.5 |
| Canada Government 1.50% 01-Jun-2031 | 1.4 |
| Toronto-Dominion Bank | 1.2 |
| Ontario Province 4.60% 02-Dec-2055 | 1.0 |
| Agnico Eagle Mines Ltd | 1.0 |
| Total allocation in top holdings | 19.5 |

| Portfolio characteristics | |
|------------------------------|-------------|
| Standard deviation | 6.89% |
| Dividend yield | 2.16% |
| Yield to maturity | 3.93% |
| Duration (years) | 7.11 |
| Coupon | 3.88% |
| Average credit rating | AA- |
| Average market cap (million) | \$505,119.7 |

Net assets (million)
\$58.8

Price
\$15.60

Number of holdings
2887

Minimum initial investment
\$500

A minimum \$500,000 in eligible assets required for preferred pricing. (refer back to info folder for eligible assets)

Fund codes

FEL – CLGD014E

Contact information

Customer service centre

Toll free:
1-888-252-1847

Corporate website:
canadalife.com

Understanding returns

Annual compound returns (%)

| 1 MO | 3 MO | YTD | 1 YR | 3 YR | 5 YR | 10 YR | INCEPTION |
|-------|------|------|-------|------|------|-------|-----------|
| -3.09 | 1.08 | 1.08 | 10.50 | 9.68 | 6.06 | - | 5.93 |

Calendar year returns (%)

| 2025 | 2024 | 2023 | 2022 | 2021 | 2020 | 2019 | 2018 |
|-------|-------|------|-------|------|------|-------|------|
| 11.08 | 11.62 | 8.99 | -9.09 | 9.56 | 7.24 | 12.36 | - |

Range of returns over five years (August 01, 2018 - March 31, 2026)

| Best return | Best period end date | Worst return | Worst period end date | Average Return | % of periods with positive returns | Number of positive periods | Number of negative periods |
|-------------|----------------------|--------------|-----------------------|----------------|------------------------------------|----------------------------|----------------------------|
| 7.58% | March 2025 | 3.04% | Sept. 2023 | 5.41% | 100.00% | 33 | 0 |

CAN Core Moderate Growth Plus 75/100 (PP)

March 31, 2026

Q4 2025 Fund Commentary

Commentary and opinions are provided by Portfolio Solutions Group.

Market commentary

Global equities gained over the fourth quarter of 2025 and outperformed global bonds, which posted a small gain (all returns are in Canadian-dollar terms on a total-return basis). Stocks gained in large part due to the U.S. Federal Reserve Board (Fed) lowering interest rates over the quarter. However, returns were muted over concerns that artificial intelligence (AI) spending may be entering bubble territory.

The U.S. equity market advanced, posting a low-single-digit return. The health care sector was the strongest-performing sector. Canadian equities posted a gain and outperformed U.S. equities, getting a strong performance from the materials sector. EAFE equities advanced, underperforming Canadian equities but outperforming U.S. equities. Equities in the U.K. and Japan contributed to the performance of EAFE equities. Emerging markets equities also gained and slightly underperformed their developed market peers, with equities in Taiwan and India contributing to performance.

The FTSE Canada Universe Bond Index declined over the quarter. As government yields moved higher, government bond prices declined. Government bonds underperformed corporate bonds, which posted a small gain. Corporate bond prices benefited from narrowing credit spreads (the difference in yield between corporate and government bonds). Communication services sector bonds posted the largest increase in the corporate bonds sleeve. High-yield bond prices rose on a total-return basis and outperformed investment-grade corporate bonds.

The Bank of Canada, the Fed and the Bank of England lowered their policy interest rates. The European Central Bank held steady on its key interest rates, while the Bank of Japan raised its policy interest rate. The yield on 10-year Government of Canada bonds rose from 3.18% to 3.43%. Sovereign bond yields in the U.S., the U.K., Germany and Japan also increased.

Performance

An allocation to Canadian Core Plus Bond contributed to performance because of its overweight to credit given tightening credit spreads and a higher running yield. An allocation to U.S. Value Stock also contributed to performance.

An allocation to Canadian Focused Dividend detracted from performance because of its allocation to, and stock selection in, the materials, utilities, energy and information technology sectors. U.S. Growth Fund also detracted from performance because of stock selection in the industrials, information technology, financials and materials sectors. An allocation to Canadian Equity also detracted from performance.

Portfolio activity

The portfolio manager did not make any change to the Portfolio during the quarter.

CAN Core Moderate Growth Plus 75/100 (PP)

March 31, 2026

Outlook

In the portfolio manager's view, the final quarter of 2025 reinforced a stark divergence in global growth. The U.S. economy remains the anchor, with AI-driven productivity gains offsetting softer labour trends, while Canada, Europe and the U.K. continue to hover near stagnation.

Looking ahead, five forces shape the path into 2026. First, AI is delivering real-economy benefits even as equity leadership narrows and valuations stretch, increasing the risk that equity weakness spills into credit and tightens broader financial conditions. Second, China is stuck in low growth and persistent deflation, with policy focused on self-sufficiency and manufacturing scale over household demand, which exports disinflation through goods prices and keeps domestic yields anchored. Third, global trade remains fragmented as industrial policy, investment controls and regional supply chains reshape flows. This is an especially important watchpoint for Canada given sensitivity to U.S. policy and the North American trade framework review. Fourth, central banks are easing monetary policy cautiously, modestly in the U.S. and Canada, with more room in Europe and the U.K., while Japan may continue gradual tightening. Central banks may lean on liquidity operations or slower balance-sheet runoff to stabilize bond markets if conditions turn disorderly. Fifth, fiscal pressures are building, making policy credibility and refinancing capacity decisive for market pricing.

We believe equity markets still reflect optimism, particularly in the U.S., where AI-linked earnings support elevated multiples, but concentration and sentiment extremes raise caution flags. Commodities remain mixed, with structural demand supporting gold and oil softer on ample supply. Private-credit growth and funding-market functioning warrant close attention as potential transmission channels for stress.

Our focus remains resilience over precision, balancing U.S. exposure with broad diversification, maintaining liquidity and incorporating alternative income to navigate an environment where risks build quietly but can break suddenly.

We keep core U.S. equity exposure, while reducing dependence on narrow leadership through global diversification and multi-factor strategies, and by tilting toward domestic-demand and structural-growth themes less reliant on global trade flows. In fixed income, we pair high-quality duration with alternative income, such as private credit and mortgages, for yield and duration management, while elevating underwriting standards and liquidity buffers given potential vulnerabilities in private credit and the possibility of disorderly interest-rate moves.

Liquidity and flexibility remain central, allowing portfolios to absorb shocks tied to AI investment cycles, fiscal credibility shifts, bond-market volatility or trade-policy adjustments. Key risk monitors include equity-to-credit spillover, upside inflation surprises that slow the pace of easing, bond-market functioning, North American trade developments and fiscal signalling in high-refinancing jurisdictions.

A constructive upside remains in view. If AI-driven productivity gains broaden across services and diffuse internationally, inflation pressures would ease, real incomes would strengthen and fiscal dynamics would improve, an important scenario to capture in allocation and rebalancing plans even if it is not the base case.

CAN Core Moderate Growth Plus 75/100 (PP)

March 31, 2026

Disclaimer

The commentaries on the company specific information and purchases and sales were provided by the fund manager. Canada Life will not be liable for any loss, or damages whatsoever, whether directly or indirectly incurred, arising out of the use or misuse of errors or omissions in any information contained in this commentary. The data provided in this commentary is for information purposes only and, except where otherwise indicated, is current as of Dec 31, 2025.

The views expressed in this commentary are those of fund manager as at the date of publication and are subject to change without notice. This commentary is presented only as a general source of information and is not intended as a solicitation to buy or sell specific investments, nor is it intended to provide tax or legal advice. Prospective investors should review the offering documents relating to any investment carefully before making an investment decision and should ask their Advisor for advice based on their specific circumstances.

The content of this commentary (including facts, views, opinions, recommendations, descriptions of or references to, products or securities) is not to be used or construed as investment advice, as an offer to sell or the solicitation of an offer to buy, or an endorsement, recommendation or sponsorship of any entity or security cited. Although we endeavour to ensure its accuracy and completeness, we assume no responsibility for any reliance upon it.

This document may contain forward-looking information which reflect our or third-party current expectations or forecasts of future events. Forward-looking information is inherently subject to, among other things, risks, uncertainties and assumptions that could cause actual results to differ materially from those expressed herein. These risks, uncertainties and assumptions include, without limitation, general economic, political and market factors, interest and foreign exchange rates, the volatility of equity and capital markets, business competition, technological change, changes in government regulations, changes in tax laws, unexpected judicial or regulatory proceedings and catastrophic events. Please consider these and other factors carefully and not place undue reliance on forward-looking information. The forward-looking information contained herein is current only as of Dec 31, 2025. There should be no expectation that such information will in all circumstances be updated, supplemented or revised whether as a result of new information, changing circumstances, future events or otherwise.

There can be no assurance that the Fund's return or volatility targets will be met, or met over any particular time horizon. Targeted returns and volatility should be evaluated over the time period indicated and not over shorter periods. Targeted returns are not actual performance and should not be relied upon as an indication of actual or future performance.

This fund is available through a segregated funds policy issued by Canada Life.

A description of the key features of Canada Life's individual variable insurance contract is contained in the information folder, available from your advisor.

Any amount that is allocated to a segregated fund is invested at the risk of the policyowner and may increase or decrease in value.

Canada Life Investment Management and design, and Canada Life and design are trademarks of The Canada Life Assurance Company.

CAN Core Moderate Growth Plus 75/100 (PP)

March 31, 2026

*For Partner series and Preferred partner series an advisory and management services (AMS) fee, of between 0.50% and 1.25%, is negotiated between you and your advisor. The MER doesn't include this fee.

Canada Life is currently waiving a portion of the investment management fees on the High Interest Savings fund to target an estimated management expense ratio of 1.00%. Canada Life is not obligated to continue waiving these fees and it may cease to do so at any time without notice.

The 7-day annualized yield is based on the annualized total return of the fund over the past seven calendar days and does not represent an actual one-year return. It's important to note that 7-day annualized yield is not an indicator of future performance of the fund.

^Deferred Sales Charge (DSC) purchase option is not available for new contributions given regulatory bans that came into effect June 1, 2023. For certain policies where DSC is the only sales charge option available, new contributions may be accepted. Additional disclosure may be required.

†Soft capped - Contributions are no longer accepted to new investors., ‡Hard capped - Contributions are no longer accepted.

Distribution of the chart, history standard and short-term reports are not permitted without including the fund profile long-term report. A description of the key features of Canada Life's individual variable insurance contract is contained in the information folder, available from your advisor. Any amount that is allocated to a segregated fund is invested at the risk of the policyowner and may increase or decrease in value. A description of the key features of Canada Life's individual variable insurance contract is contained in the information folder, available from your advisor. Reports produced using this web site are for information purposes only. Canada Life and their affiliates, representatives, and third party content providers do not warrant the accuracy, completeness, or timeliness of this website or any content, and shall not be responsible for investment decisions, damages, or other losses resulting from the use of this website or its content. The only true report on unit values is the periodic statement prepared and sent by Canada Life. For more information about Canada Life and its products visit canadalife.com or talk to your advisor. In Quebec, advisor refers to a financial security advisor for individual insurance and segregated funds policies; and to an advisor in group insurance/annuity plans for group products. Funds are available through a segregated funds policy issued by Canada Life. Canada Life and design are/is a trademark(s) of The Canada Life Assurance Company.

Financial information provided by Fundata Canada Inc.

©Fundata Canada Inc. All rights reserved.

