

CAN Strategic Income III 75/75 (P)‡



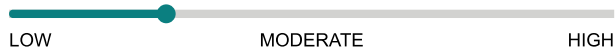
March 31, 2026

This segregated fund invests in Canadian fixed-income securities and Canadian and foreign equities through various Canada Life segregated funds.

Is this fund right for you?

- A person who is investing for the medium to longer term, wants exposure to fixed income and equities in a single fund and is comfortable with low to moderate risk.

RISK RATING



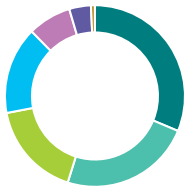
Fund category
Canadian Neutral Balanced

Inception date
November 04, 2019

Management expense ratio (MER)*
1.50%
(December 31, 2024)

Fund management
Mackenzie Investments

How is the fund invested? (as of January 31, 2026)



Asset allocation (%)

Canadian Equity	31.3
Foreign Bonds	23.6
US Equity	17.1
Domestic Bonds	15.6
International Equity	7.8
Cash and Equivalents	3.9
Income Trust Units	0.7



Geographic allocation (%)

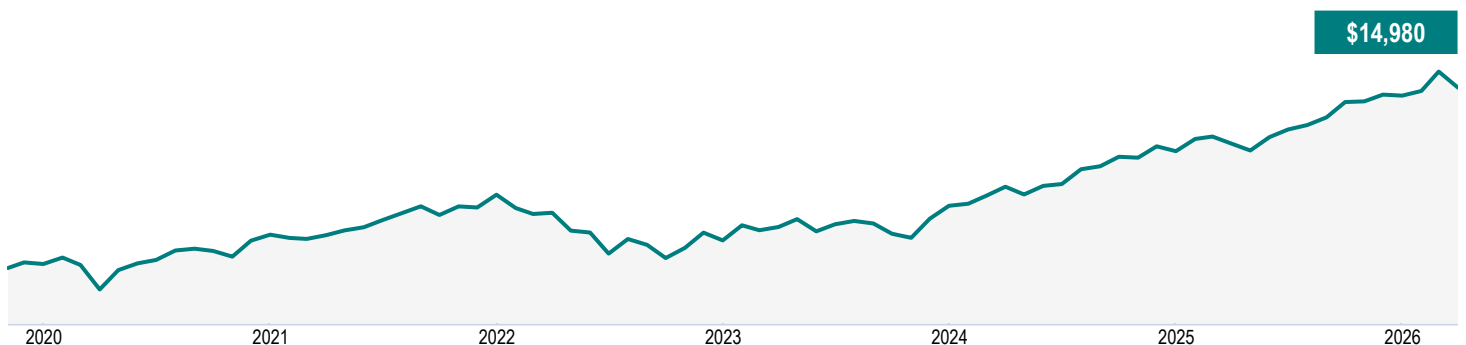
Canada	50.1
United States	40.3
United Kingdom	1.7
France	1.2
Japan	1.0
Germany	0.9
Taiwan	0.7
Switzerland	0.5
Singapore	0.5
Other	3.1



Sector allocation (%)

Fixed Income	39.2
Financial Services	14.0
Technology	8.5
Basic Materials	7.0
Energy	6.9
Industrial Services	4.1
Cash and Cash Equivalent	3.9
Consumer Services	3.9
Industrial Goods	3.3
Other	9.2

Growth of \$10,000 (since inception)



CAN Strategic Income III 75/75 (P)‡

March 31, 2026

Fund details (as of January 31, 2026)

Top holdings	%
Canada Government 3.25% 01-Jun-2035	3.2
Royal Bank of Canada	2.6
Agnico Eagle Mines Ltd	2.3
Cash and Cash Equivalents	1.8
Manulife Financial Corp	1.6
Toronto-Dominion Bank	1.6
Canadian Natural Resources Ltd	1.4
NVIDIA Corp	1.3
Microsoft Corp	1.3
Apple Inc	1.1
Total allocation in top holdings	18.2

Portfolio characteristics	
Standard deviation	6.58%
Dividend yield	2.07%
Yield to maturity	4.88%
Duration (years)	4.95
Coupon	4.71%
Average credit rating	BBB+
Average market cap (million)	\$753,140.5

Net assets (million)

\$37.8

Price

\$14.98

Number of holdings

2987

Minimum initial investment

\$500

Fund codes

FEL – CLGB039A

Understanding returns

Annual compound returns (%)

1 MO	3 MO	YTD	1 YR	3 YR	5 YR	10 YR	INCEPTION
-2.87	1.50	1.50	11.53	10.40	6.56	-	6.51

Calendar year returns (%)

2025	2024	2023	2022	2021	2020	2019	2018
11.60	12.86	8.89	-10.50	10.11	8.01	-	-

Range of returns over five years (December 01, 2019 - March 31, 2026)

Best return	Best period end date	Worst return	Worst period end date	Average Return	% of periods with positive returns	Number of positive periods	Number of negative periods
7.38%	March 2025	5.52%	Dec. 2024	6.35%	100.00%	17	0

Contact information

Customer service centre

Toll free:
1-888-252-1847

Corporate website:
canadalife.com

CAN Strategic Income III 75/75 (P)‡

March 31, 2026

Q4 2025 Fund Commentary

Commentary and opinions are provided by Mackenzie Investments.

Market commentary

The global economy remained resilient in the fourth quarter despite policy uncertainty and the effects of the prolonged U.S. government shutdown. Investor sentiment improved as inflation eased across major regions and expectations grew for continued monetary and fiscal policy support into 2026. Non-U.S. markets benefited from a weaker U.S. dollar and improving valuations, while Asia and Europe saw stronger earnings momentum.

Central banks maintained or extended easing cycles. The U.S. Federal Reserve Board delivered additional rate cuts in October and December, while other major policymakers signaled that accommodative policy conditions will persist. These measures helped sustain risk appetite even as global manufacturing remained soft.

Global fixed income markets delivered modest gains in the fourth quarter as easing inflation and renewed policy support in major economies improved the backdrop for high-quality bonds. Government bonds in developed markets were supported by easing policies. Investment-grade corporate bonds outperformed government bonds in several regions as credit spreads tightened and earnings remained resilient. High-yield bonds also advanced. Credit spreads remained tight across most global markets, consistent with low default expectations and a gradually improving macroeconomic outlook.

Global equity markets rose. The MSCI World Index approached record levels, supported by solid earnings, broadening participation beyond U.S. mega-capitalization stocks and continued enthusiasm for artificial intelligence (AI). Emerging markets outperformed developed market peers, helped by improved sentiment, a favourable currency backdrop and stronger relative earnings trends.

Performance

Relative overweight exposures to Manulife Financial Corp., Alphabet Inc. and Royal Bank of Canada contributed to the Fund's performance. All three companies reported positive returns. Relative exposure to Barrick Mining Corp., Alphabet Inc. and Northland Power Inc. detracted from performance. Underweight exposure to Barrick Mining was a detractor from performance as the company's stock rose. No exposure to Alphabet's positive stock performance detracted from performance. Overweight exposure to Northland Power was a detractor from performance as the company's shares fell.

Within equities, underweight exposure to the real estate sector contributed to the Fund's performance. Stock selection in the materials sector detracted from performance.

At a regional level, exposure to Taiwan contributed to the Fund's performance while stock selection in Canada detracted from performance.

Within fixed income holdings, a longer-duration (interest rate sensitivity) positioning in government bonds contributed to the Fund's performance as interest rates fell. Exposure to corporate bonds in the communication services sector detracted from the Fund's performance.

CAN Strategic Income III 75/75 (P)‡

March 31, 2026

Portfolio activity

The Fund's holding in Manulife Financial Corp. was increased. The company's shares outperformed based on the company's wealth businesses and growth in its Asian operations. The sub-advisor believes these positive trends could continue and that life insurers may have strong potential for cost savings and increased profitability from AI deployment.

CAN Strategic Income III 75/75 (P)‡

March 31, 2026

Disclaimer

The commentaries on the company specific information and purchases and sales were provided by the fund manager. Canada Life will not be liable for any loss, or damages whatsoever, whether directly or indirectly incurred, arising out of the use or misuse of errors or omissions in any information contained in this commentary. The data provided in this commentary is for information purposes only and, except where otherwise indicated, is current as of Dec 31, 2025.

The views expressed in this commentary are those of fund manager as at the date of publication and are subject to change without notice. This commentary is presented only as a general source of information and is not intended as a solicitation to buy or sell specific investments, nor is it intended to provide tax or legal advice. Prospective investors should review the offering documents relating to any investment carefully before making an investment decision and should ask their Advisor for advice based on their specific circumstances.

The content of this commentary (including facts, views, opinions, recommendations, descriptions of or references to, products or securities) is not to be used or construed as investment advice, as an offer to sell or the solicitation of an offer to buy, or an endorsement, recommendation or sponsorship of any entity or security cited. Although we endeavour to ensure its accuracy and completeness, we assume no responsibility for any reliance upon it.

This document may contain forward-looking information which reflect our or third-party current expectations or forecasts of future events. Forward-looking information is inherently subject to, among other things, risks, uncertainties and assumptions that could cause actual results to differ materially from those expressed herein. These risks, uncertainties and assumptions include, without limitation, general economic, political and market factors, interest and foreign exchange rates, the volatility of equity and capital markets, business competition, technological change, changes in government regulations, changes in tax laws, unexpected judicial or regulatory proceedings and catastrophic events. Please consider these and other factors carefully and not place undue reliance on forward-looking information. The forward-looking information contained herein is current only as of Dec 31, 2025. There should be no expectation that such information will in all circumstances be updated, supplemented or revised whether as a result of new information, changing circumstances, future events or otherwise.

There can be no assurance that the Fund's return or volatility targets will be met, or met over any particular time horizon. Targeted returns and volatility should be evaluated over the time period indicated and not over shorter periods. Targeted returns are not actual performance and should not be relied upon as an indication of actual or future performance.

This fund is available through a segregated funds policy issued by Canada Life.

A description of the key features of Canada Life's individual variable insurance contract is contained in the information folder, available from your advisor.

Any amount that is allocated to a segregated fund is invested at the risk of the policyowner and may increase or decrease in value.

Canada Life Investment Management and design, and Canada Life and design are trademarks of The Canada Life Assurance Company.

CAN Strategic Income III 75/75 (P)[‡]

March 31, 2026

*For Partner series and Preferred partner series an advisory and management services (AMS) fee, of between 0.50% and 1.25%, is negotiated between you and your advisor. The MER doesn't include this fee.

Canada Life is currently waiving a portion of the investment management fees on the High Interest Savings fund to target an estimated management expense ratio of 1.00%. Canada Life is not obligated to continue waiving these fees and it may cease to do so at any time without notice.

The 7-day annualized yield is based on the annualized total return of the fund over the past seven calendar days and does not represent an actual one-year return. It's important to note that 7-day annualized yield is not an indicator of future performance of the fund.

[^]Deferred Sales Charge (DSC) purchase option is not available for new contributions given regulatory bans that came into effect June 1, 2023. For certain policies where DSC is the only sales charge option available, new contributions may be accepted. Additional disclosure may be required.

[†]Soft capped - Contributions are no longer accepted to new investors., [‡]Hard capped - Contributions are no longer accepted.

Distribution of the chart, history standard and short-term reports are not permitted without including the fund profile long-term report. A description of the key features of Canada Life's individual variable insurance contract is contained in the information folder, available from your advisor. Any amount that is allocated to a segregated fund is invested at the risk of the policyowner and may increase or decrease in value. A description of the key features of Canada Life's individual variable insurance contract is contained in the information folder, available from your advisor. Reports produced using this web site are for information purposes only. Canada Life and their affiliates, representatives, and third party content providers do not warrant the accuracy, completeness, or timeliness of this website or any content, and shall not be responsible for investment decisions, damages, or other losses resulting from the use of this website or its content. The only true report on unit values is the periodic statement prepared and sent by Canada Life. For more information about Canada Life and its products visit canadalife.com or talk to your advisor. In Quebec, advisor refers to a financial security advisor for individual insurance and segregated funds policies; and to an advisor in group insurance/annuity plans for group products. Funds are available through a segregated funds policy issued by Canada Life. Canada Life and design are/is a trademark(s) of The Canada Life Assurance Company.

Financial information provided by Fundata Canada Inc.

©Fundata Canada Inc. All rights reserved.

