

CAN Canadian Growth Balanced 100/100

March 31, 2026

This segregated fund invests in Canadian and foreign fixed-income securities and Canadian and foreign equities through various Canada Life segregated funds.

Is this fund right for you?

- A person who is investing for the medium to longer term and seeking exposure to bonds and Canadian and foreign stocks and is comfortable with low to moderate risk.
- Since the fund invests in stocks and bonds its value is affected by changes in interest rates and by stock prices, which can rise and fall in a short period of time.



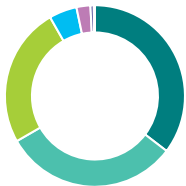
Fund category
Canadian Equity Balanced

Inception date
November 04, 2019

Management expense ratio (MER)*
2.93%
(December 31, 2024)

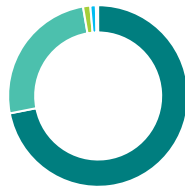
Fund management
Mackenzie Investments

How is the fund invested? (as of January 31, 2026)



Asset allocation (%)

Canadian Equity	35.4
Domestic Bonds	31.4
US Equity	25.0
Cash and Equivalents	5.0
International Equity	2.5
Foreign Bonds	0.6
Income Trust Units	0.2
Other	-0.1



Geographic allocation (%)

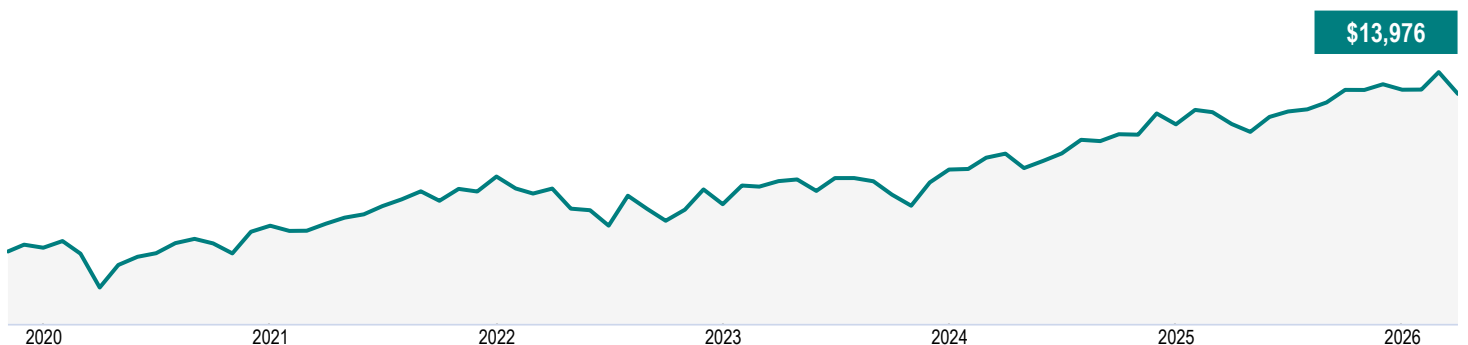
Canada	72.0
United States	25.4
United Kingdom	1.3
Ireland	1.0
Australia	0.2
Germany	0.1
France	0.1
Other	-0.1



Sector allocation (%)

Fixed Income	31.9
Financial Services	13.4
Technology	12.7
Basic Materials	8.9
Consumer Services	5.6
Energy	5.4
Cash and Cash Equivalent	5.0
Healthcare	4.1
Industrial Goods	3.9
Other	9.1

Growth of \$10,000 (since inception)



CAN Canadian Growth Balanced 100/100

March 31, 2026

Fund details (as of January 31, 2026)

Top holdings	%
Cash and Cash Equivalents	3.9
Canada Government 3.25% 01-Jun-2035	3.3
Royal Bank of Canada	2.7
Ontario Province 3.95% 02-Dec-2035	2.1
Canada Government 2.75% 01-Dec-2055	1.8
Toronto-Dominion Bank	1.7
Alphabet Inc Cl A	1.6
NVIDIA Corp	1.5
Shopify Inc Cl A	1.5
Ontario Province 3.60% 02-Jun-2035	1.4
Total allocation in top holdings	21.5

Portfolio characteristics	
Standard deviation	7.47%
Dividend yield	1.37%
Yield to maturity	3.78%
Duration (years)	7.74
Coupon	3.98%
Average credit rating	AA-
Average market cap (million)	\$748,571.6

Net assets (million)
\$169.7

Price
\$13.98

Number of holdings
626

Minimum initial investment
-

Fund codes
FEL – CLGA040I
DSC^ – CLGA040J
CB2 – CLGA040S
CB4 – CLGA040K

Understanding returns

Annual compound returns (%)

1 MO	3 MO	YTD	1 YR	3 YR	5 YR	10 YR	INCEPTION
-3.79	-0.75	-0.75	5.75	5.88	5.48	-	5.37

Calendar year returns (%)

2025	2024	2023	2022	2021	2020	2019	2018
6.62	9.46	7.81	-5.87	11.65	5.49	-	-

Range of returns over five years (December 01, 2019 - March 31, 2026)

Best return	Best period end date	Worst return	Worst period end date	Average Return	% of periods with positive returns	Number of positive periods	Number of negative periods
7.77%	March 2025	5.48%	March 2026	6.22%	100.00%	17	0

Contact information

Customer service centre

Toll free:
1-888-252-1847

Corporate website:
canadalife.com

CAN Canadian Growth Balanced 100/100

March 31, 2026

Q4 2025 Fund Commentary

Commentary and opinions are provided by Mackenzie Investments.

Market commentary

Canada's economy showed signs of strain in the fourth quarter as U.S. tariffs and weakening trade flows continued to pressure manufacturing and export-oriented sectors. Business confidence softened, and labour-market momentum faded, although household spending remained stable heading into year-end.

The Bank of Canada held its policy rate at 2.25% in December following its 25-basis-point rate cut in October, citing moderating inflation and persistent economic uncertainty. Canada's unemployment rate rose to 6.8% in December, as labour-force growth outpaced hiring and trade-sensitive industries showed renewed weakness.

The Canadian fixed income market delivered modest gains in the fourth quarter given easing inflation and a stable policy stance towards the end of the quarter. The yield on the 10-year Government of Canada bond ended December at 3.43%, up from 3.18% at the beginning of the quarter. Government bond prices moved lower and underperformed corporate bonds, which gained. High-yield bonds also rose, supported by the late-year rally in equities and investor demand for carry in a lower-rate environment.

North American equity markets rose. The S&P/TSX Composite gained, with materials sector strength offsetting a softer energy sector. The S&P 500 Index also advanced as earnings held up. Market leadership began to widen, with more defensive companies improving while information technology and communication services remained influential. Lower oil prices weighed on energy shares.

Performance

Stock selection in the real estate and utilities sectors contributed to the Fund's performance. An underweight allocation to the consumer staples sector also contributed to performance. A holding in Aritzia Inc. and a lack of exposure to Enbridge Inc. contributed to performance. Aritzia reported strong U.S. revenue growth in November.

Stock selection in the information technology, financials and health care sectors detracted from the Fund's performance. An overweight allocation to, and stock selection in, the industrials sector also detracted from performance. Holdings in Linde PLC and Fastenal Co. detracted from performance. Slow activity in the industrials sector dampened short-term sentiment for Linde. Fastenal's stock price fell as investors took profits after it reached an all-time high in August.

In fixed income, shorter corporate bond exposure contributed to the Fund's performance, while an underweight and longer duration (sensitivity to interest rates) exposure to federal government bonds detracted from performance. A holding in Government of Canada (3.25%, 2035/06/01) bonds detracted from performance.

Portfolio activity

A holding in Eli Lilly and Co. was added to the Fund. The sub-advisor believes the company has strong growth prospects after a difficult period for the health care industry after the COVID-19 pandemic. A holding in Barrick Mining Corp. was added to increase exposure to gold. A holding in CPPIB Capital Inc. (4.3% 2034/06/02) was also added during the quarter.

CAN Canadian Growth Balanced 100/100

March 31, 2026

A Fund holding in Alphabet Inc. was increased to capture the upside in what the sub-advisor views as an early artificial intelligence (AI) leader. A holding in Amphenol Corp. was increased as the sub-advisor believes the company does well serving diverse industries with AI infrastructure opportunities.

A Fund holding in Verisk Analytics Inc. was sold as the sub-advisor believed AI-enabled removal of intermediaries cooled investor sentiment. A holding in Marsh & McLennan Cos Inc. was sold to reduce exposure to property and casualty insurance as margins tighten.

The Fund's holdings in Automatic Data Processing Inc. and Constellation Software Inc. were reduced.

CAN Canadian Growth Balanced 100/100

March 31, 2026

Disclaimer

The commentaries on the company specific information and purchases and sales were provided by the fund manager. Canada Life will not be liable for any loss, or damages whatsoever, whether directly or indirectly incurred, arising out of the use or misuse of errors or omissions in any information contained in this commentary. The data provided in this commentary is for information purposes only and, except where otherwise indicated, is current as of Dec 31, 2025.

The views expressed in this commentary are those of fund manager as at the date of publication and are subject to change without notice. This commentary is presented only as a general source of information and is not intended as a solicitation to buy or sell specific investments, nor is it intended to provide tax or legal advice. Prospective investors should review the offering documents relating to any investment carefully before making an investment decision and should ask their Advisor for advice based on their specific circumstances.

The content of this commentary (including facts, views, opinions, recommendations, descriptions of or references to, products or securities) is not to be used or construed as investment advice, as an offer to sell or the solicitation of an offer to buy, or an endorsement, recommendation or sponsorship of any entity or security cited. Although we endeavour to ensure its accuracy and completeness, we assume no responsibility for any reliance upon it.

This document may contain forward-looking information which reflect our or third-party current expectations or forecasts of future events. Forward-looking information is inherently subject to, among other things, risks, uncertainties and assumptions that could cause actual results to differ materially from those expressed herein. These risks, uncertainties and assumptions include, without limitation, general economic, political and market factors, interest and foreign exchange rates, the volatility of equity and capital markets, business competition, technological change, changes in government regulations, changes in tax laws, unexpected judicial or regulatory proceedings and catastrophic events. Please consider these and other factors carefully and not place undue reliance on forward-looking information. The forward-looking information contained herein is current only as of Dec 31, 2025. There should be no expectation that such information will in all circumstances be updated, supplemented or revised whether as a result of new information, changing circumstances, future events or otherwise.

There can be no assurance that the Fund's return or volatility targets will be met, or met over any particular time horizon. Targeted returns and volatility should be evaluated over the time period indicated and not over shorter periods. Targeted returns are not actual performance and should not be relied upon as an indication of actual or future performance.

This fund is available through a segregated funds policy issued by Canada Life.

A description of the key features of Canada Life's individual variable insurance contract is contained in the information folder, available from your advisor.

Any amount that is allocated to a segregated fund is invested at the risk of the policyowner and may increase or decrease in value.

Canada Life Investment Management and design, and Canada Life and design are trademarks of The Canada Life Assurance Company.

CAN Canadian Growth Balanced 100/100

March 31, 2026

*For Partner series and Preferred partner series an advisory and management services (AMS) fee, of between 0.50% and 1.25%, is negotiated between you and your advisor. The MER doesn't include this fee.

Canada Life is currently waiving a portion of the investment management fees on the High Interest Savings fund to target an estimated management expense ratio of 1.00%. Canada Life is not obligated to continue waiving these fees and it may cease to do so at any time without notice.

The 7-day annualized yield is based on the annualized total return of the fund over the past seven calendar days and does not represent an actual one-year return. It's important to note that 7-day annualized yield is not an indicator of future performance of the fund.

^Deferred Sales Charge (DSC) purchase option is not available for new contributions given regulatory bans that came into effect June 1, 2023. For certain policies where DSC is the only sales charge option available, new contributions may be accepted. Additional disclosure may be required.

†Soft capped - Contributions are no longer accepted to new investors., ‡Hard capped - Contributions are no longer accepted.

Distribution of the chart, history standard and short-term reports are not permitted without including the fund profile long-term report. A description of the key features of Canada Life's individual variable insurance contract is contained in the information folder, available from your advisor. Any amount that is allocated to a segregated fund is invested at the risk of the policyowner and may increase or decrease in value. A description of the key features of Canada Life's individual variable insurance contract is contained in the information folder, available from your advisor. Reports produced using this web site are for information purposes only. Canada Life and their affiliates, representatives, and third party content providers do not warrant the accuracy, completeness, or timeliness of this website or any content, and shall not be responsible for investment decisions, damages, or other losses resulting from the use of this website or its content. The only true report on unit values is the periodic statement prepared and sent by Canada Life. For more information about Canada Life and its products visit canadalife.com or talk to your advisor. In Quebec, advisor refers to a financial security advisor for individual insurance and segregated funds policies; and to an advisor in group insurance/annuity plans for group products. Funds are available through a segregated funds policy issued by Canada Life. Canada Life and design are/is a trademark(s) of The Canada Life Assurance Company.

Financial information provided by Fundata Canada Inc.

©Fundata Canada Inc. All rights reserved.

