

CAN U.S. Mid Cap Growth 100/100 (PS2)

March 31, 2026

This segregated fund invests primarily in U.S. companies that are in the middle capitalization range of the equity market.

Is this fund right for you?

- A person who is investing for the longer term, seeking the growth potential of U.S. stocks and is comfortable with moderate to high risk.
- Since the fund invests in stocks its value is affected by stock prices, which can rise and fall in a short period of time.

RISK RATING



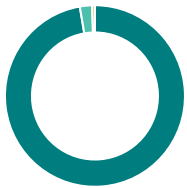
Fund category
U.S. Small/Mid Cap Equity

Inception date
November 04, 2019

Management expense ratio (MER)*
-

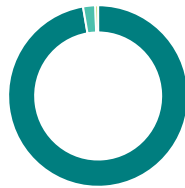
Fund management
Mackenzie Investments

How is the fund invested? (as of March 31, 2026)



Asset allocation (%)

US Equity	97.3
Cash and Equivalents	2.2
International Equity	0.5



Geographic allocation (%)

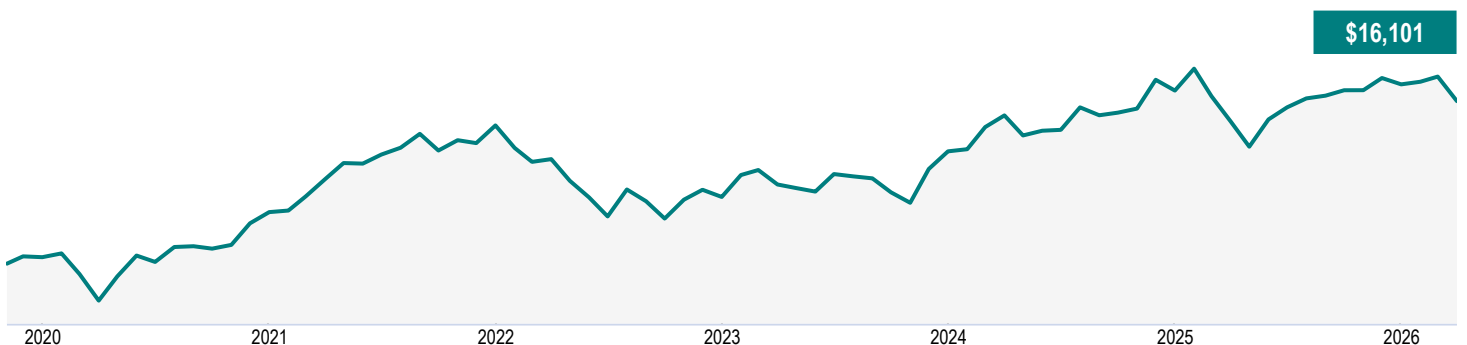
United States	97.3
Canada	2.2
Ireland	0.5



Sector allocation (%)

Technology	29.3
Healthcare	26.0
Industrial Goods	15.6
Industrial Services	9.1
Consumer Services	8.6
Financial Services	5.4
Real Estate	3.0
Cash and Cash Equivalent	2.2
Utilities	1.0
Other	-0.2

Growth of \$10,000 (since inception)



CAN U.S. Mid Cap Growth 100/100 (PS2)

March 31, 2026

Fund details (as of March 31, 2026)

Top holdings	%
Cirrus Logic Inc	4.4
DexCom Inc	4.4
Akamai Technologies Inc	4.3
Hologic Inc	4.2
Jack Henry & Associates Inc	3.7
Keysight Technologies Inc	3.7
Charles River Laboratories Intl Inc	3.6
HealthEquity Inc	3.5
Align Technology Inc	3.5
Maximus Inc	3.4
Total allocation in top holdings	38.7

Portfolio characteristics	
Standard deviation	13.90%
Dividend yield	0.38%
Yield to maturity	-
Duration (years)	-
Coupon	-
Average credit rating	-
Average market cap (million)	\$25,673.7

Net assets (million)
\$42.8

Price
\$16.10

Number of holdings
42

Minimum initial investment
\$100,000

A minimum \$500,000 in eligible assets required for preferred pricing. (refer back to info folder for eligible assets)

Fund codes

FEL – CLGE075A

Contact information

Customer service centre

Toll free:
1-888-252-1847

Corporate website:
canadalife.com

Understanding returns

Annual compound returns (%)

1 MO	3 MO	YTD	1 YR	3 YR	5 YR	10 YR	INCEPTION
-5.42	-3.77	-3.77	4.97	7.47	4.10	-	7.72

Calendar year returns (%)

2025	2024	2023	2022	2021	2020	2019	2018
1.41	16.06	13.69	-17.68	27.28	16.52	-	-

Range of returns over five years (December 01, 2019 - March 31, 2026)

Best return	Best period end date	Worst return	Worst period end date	Average Return	% of periods with positive returns	Number of positive periods	Number of negative periods
12.24%	March 2025	4.10%	March 2026	8.81%	100.00%	17	0

CAN U.S. Mid Cap Growth 100/100 (PS2)

March 31, 2026

Q4 2025 Fund Commentary

Commentary and opinions are provided by Mackenzie Investments.

Market commentary

The U.S. economy remained resilient in the fourth quarter despite significant disruptions from the record-long government shutdown and slowing job creation. Consumer spending and continued strength in AI-related business investment helped support overall activity.

The U.S. Federal Reserve Board delivered two additional 25-basis-point interest rate cuts in October and December, lowering the federal funds rate to 3.50%–3.75% as policymakers responded to softer labour-market conditions and elevated economic uncertainty. The unemployment rate was 4.4% in December as job gains moderated and labour-market momentum cooled.

The U.S. equity market advanced, with the S&P 500 Index rising 2.7% and reaching fresh record highs in December. Information technology and communication services remained influential, and health care outperformed as investors rotated toward stability amid slowing economic growth signals.

Performance

Stock selection in, and an overweight allocation to, the health care sector contributed to performance. Overweight allocations to Exact Sciences Corp., Charles River Laboratories International and Waters Corp. contributed to performance as the companies performed well.

Stock selection in the consumer staples, industrials and information technology sectors detracted from the Fund's performance. Overweight positions in e.l.f. Beauty Inc., CoStar Group Inc. and Cognex Corp. detracted from performance as the companies underperformed.

Portfolio activity

Holdings in Brown & Brown Inc., one of the world's largest independent insurance intermediaries, and Verisk Analytics Inc., a leading global data analytics and technology provider that primarily serves the insurance industry, were added to the Fund.

Fund holdings in Equifax Inc. and Block Inc. Class A shares were increased as the sub-advisor was positive on the businesses at current valuations.

Fund holdings in Waters Corp. and Exact Sciences Corp. were reduced based on the sub-advisor's views on stock price action and their valuations.

CAN U.S. Mid Cap Growth 100/100 (PS2)

March 31, 2026

Disclaimer

The commentaries on the company specific information and purchases and sales were provided by the fund manager. Canada Life will not be liable for any loss, or damages whatsoever, whether directly or indirectly incurred, arising out of the use or misuse of errors or omissions in any information contained in this commentary. The data provided in this commentary is for information purposes only and, except where otherwise indicated, is current as of Dec 31, 2025.

The views expressed in this commentary are those of fund manager as at the date of publication and are subject to change without notice. This commentary is presented only as a general source of information and is not intended as a solicitation to buy or sell specific investments, nor is it intended to provide tax or legal advice. Prospective investors should review the offering documents relating to any investment carefully before making an investment decision and should ask their Advisor for advice based on their specific circumstances.

The content of this commentary (including facts, views, opinions, recommendations, descriptions of or references to, products or securities) is not to be used or construed as investment advice, as an offer to sell or the solicitation of an offer to buy, or an endorsement, recommendation or sponsorship of any entity or security cited. Although we endeavour to ensure its accuracy and completeness, we assume no responsibility for any reliance upon it.

This document may contain forward-looking information which reflect our or third-party current expectations or forecasts of future events. Forward-looking information is inherently subject to, among other things, risks, uncertainties and assumptions that could cause actual results to differ materially from those expressed herein. These risks, uncertainties and assumptions include, without limitation, general economic, political and market factors, interest and foreign exchange rates, the volatility of equity and capital markets, business competition, technological change, changes in government regulations, changes in tax laws, unexpected judicial or regulatory proceedings and catastrophic events. Please consider these and other factors carefully and not place undue reliance on forward-looking information. The forward-looking information contained herein is current only as of Dec 31, 2025. There should be no expectation that such information will in all circumstances be updated, supplemented or revised whether as a result of new information, changing circumstances, future events or otherwise.

There can be no assurance that the Fund's return or volatility targets will be met, or met over any particular time horizon. Targeted returns and volatility should be evaluated over the time period indicated and not over shorter periods. Targeted returns are not actual performance and should not be relied upon as an indication of actual or future performance.

This fund is available through a segregated funds policy issued by Canada Life.

A description of the key features of Canada Life's individual variable insurance contract is contained in the information folder, available from your advisor.

Any amount that is allocated to a segregated fund is invested at the risk of the policyowner and may increase or decrease in value.

Canada Life Investment Management and design, and Canada Life and design are trademarks of The Canada Life Assurance Company.

CAN U.S. Mid Cap Growth 100/100 (PS2)

March 31, 2026

*For Partner series and Preferred partner series an advisory and management services (AMS) fee, of between 0.50% and 1.25%, is negotiated between you and your advisor. The MER doesn't include this fee.

Canada Life is currently waiving a portion of the investment management fees on the High Interest Savings fund to target an estimated management expense ratio of 1.00%. Canada Life is not obligated to continue waiving these fees and it may cease to do so at any time without notice.

The 7-day annualized yield is based on the annualized total return of the fund over the past seven calendar days and does not represent an actual one-year return. It's important to note that 7-day annualized yield is not an indicator of future performance of the fund.

^Deferred Sales Charge (DSC) purchase option is not available for new contributions given regulatory bans that came into effect June 1, 2023. For certain policies where DSC is the only sales charge option available, new contributions may be accepted. Additional disclosure may be required.

†Soft capped - Contributions are no longer accepted to new investors., ‡Hard capped - Contributions are no longer accepted.

Distribution of the chart, history standard and short-term reports are not permitted without including the fund profile long-term report. A description of the key features of Canada Life's individual variable insurance contract is contained in the information folder, available from your advisor. Any amount that is allocated to a segregated fund is invested at the risk of the policyowner and may increase or decrease in value. A description of the key features of Canada Life's individual variable insurance contract is contained in the information folder, available from your advisor. Reports produced using this web site are for information purposes only. Canada Life and their affiliates, representatives, and third party content providers do not warrant the accuracy, completeness, or timeliness of this website or any content, and shall not be responsible for investment decisions, damages, or other losses resulting from the use of this website or its content. The only true report on unit values is the periodic statement prepared and sent by Canada Life. For more information about Canada Life and its products visit canadalife.com or talk to your advisor. In Quebec, advisor refers to a financial security advisor for individual insurance and segregated funds policies; and to an advisor in group insurance/annuity plans for group products. Funds are available through a segregated funds policy issued by Canada Life. Canada Life and design are/is a trademark(s) of The Canada Life Assurance Company.

Financial information provided by Fundata Canada Inc.

©Fundata Canada Inc. All rights reserved.

