

CAN Global Growth Opportunities Balanced 75/100 (PS2)

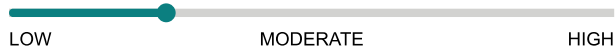


March 31, 2026

A fund that aims to find balance between long-term growth and consistent income.

Is this fund right for you?

RISK RATING



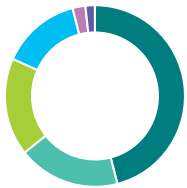
Fund category
Global Equity Balanced

Inception date
May 11, 2020

Management expense ratio (MER)*
-

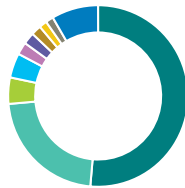
Fund management
Mackenzie Investments

How is the fund invested? (as of January 31, 2026)



Asset allocation (%)

US Equity	46.0
Domestic Bonds	18.3
International Equity	17.4
Foreign Bonds	14.3
Cash and Equivalents	2.3
Canadian Equity	1.7



Geographic allocation (%)

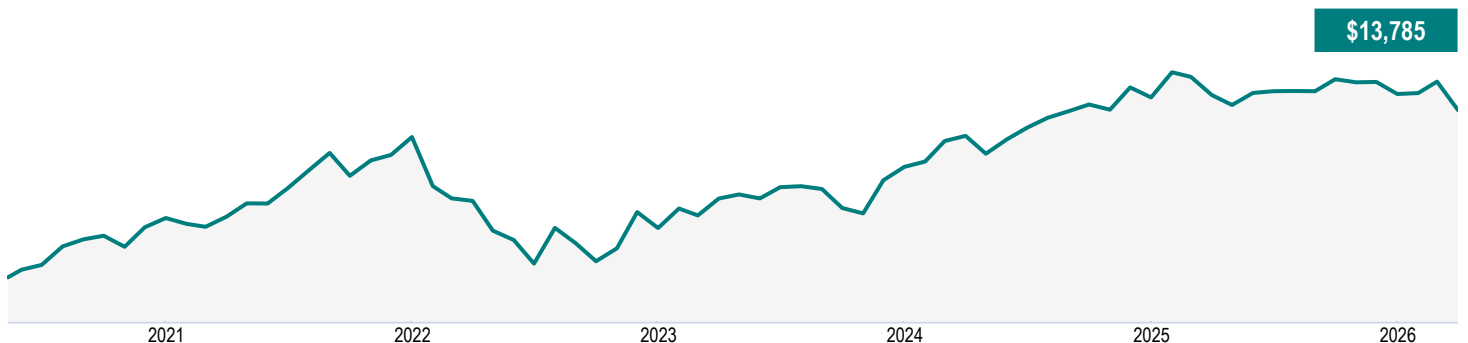
United States	51.4
Canada	22.2
United Kingdom	4.7
France	4.4
Germany	2.2
Ireland	2.1
Switzerland	1.8
Taiwan	1.4
Australia	1.4
Other	8.4



Sector allocation (%)

Fixed Income	32.2
Technology	23.1
Healthcare	8.9
Industrial Goods	7.6
Consumer Services	7.3
Financial Services	5.8
Basic Materials	4.6
Consumer Goods	4.1
Industrial Services	3.2
Other	3.2

Growth of \$10,000 (since inception)



CAN Global Growth Opportunities Balanced 75/100 (PS2)

March 31, 2026

Fund details (as of January 31, 2026)

Top holdings	%
Alphabet Inc Cl A	3.8
Apple Inc	3.2
NVIDIA Corp	3.0
Microsoft Corp	2.9
Meta Platforms Inc Cl A	2.7
Mastercard Inc Cl A	1.8
Eli Lilly and Co	1.8
Cash and Cash Equivalents	1.7
Linde PLC	1.5
Canada Government 3.25% 01-Jun-2035	1.5
Total allocation in top holdings	23.9

Portfolio characteristics	
Standard deviation	7.86%
Dividend yield	0.94%
Yield to maturity	4.12%
Duration (years)	6.69
Coupon	3.86%
Average credit rating	AA-
Average market cap (million)	\$1,563,663.6

Net assets (million)
\$28.0

Price
\$13.78

Number of holdings
584

Minimum initial investment
\$100,000

A minimum \$500,000 in eligible assets required for preferred pricing. (refer back to info folder for eligible assets)

Fund codes

FEL – CLGE043E

Contact information

Customer service centre

Toll free:
1-888-252-1847

Corporate website:
canadalife.com

Understanding returns

Annual compound returns (%)

1 MO	3 MO	YTD	1 YR	3 YR	5 YR	10 YR	INCEPTION
-4.46	-2.57	-2.57	-2.41	5.37	3.92	-	5.60

Calendar year returns (%)

2025	2024	2023	2022	2021	2020	2019	2018
0.55	12.58	12.44	-15.63	16.15	-	-	-

Range of returns over five years (June 01, 2020 - March 31, 2026)

Best return	Best period end date	Worst return	Worst period end date	Average Return	% of periods with positive returns	Number of positive periods	Number of negative periods
6.86%	May 2025	3.92%	March 2026	5.52%	100.00%	11	0

CAN Global Growth Opportunities Balanced 75/100 (PS2)

March 31, 2026

Q4 2025 Fund Commentary

Commentary and opinions are provided by Mackenzie Investments.

Market commentary

The global economy remained resilient in the fourth quarter despite policy uncertainty and the effects of the prolonged U.S. government shutdown. Investor sentiment improved as inflation eased across major regions and expectations grew for continued monetary and fiscal policy support into 2026. Non-U.S. markets benefited from a weaker U.S. dollar and improving valuations, while Asia and Europe saw stronger earnings momentum.

Central banks maintained or extended easing cycles. The U.S. Federal Reserve Board delivered additional rate cuts in October and December, while other major policymakers signaled that accommodative policy conditions will persist. These measures helped sustain risk appetite even as global manufacturing remained soft.

Global equity markets rose. The MSCI World Index approached record levels, supported by solid earnings, broadening participation beyond U.S. mega-capitalization stocks and continued enthusiasm for AI. Emerging markets outperformed developed market peers, helped by improved sentiment, a favourable currency backdrop and stronger relative earnings trends.

Performance

Overweight allocations to Taiwan and South Korea contributed to the Fund's performance. Underweight allocations to the real estate and energy sectors also contributed to performance. A holding in Eli Lilly and Co. contributed to performance as the company's revenue growth exceeded market expectations. Not holding Oracle Corp. contributed to performance as the company's stock price declined after a Fund holding in the company was sold.

Stock selection in the U.S. detracted from the Fund's performance. Stock selection in the industrials, information technology and consumer discretionary sectors also detracted from performance. A holding in Ferrari NV detracted from performance as the company's long-term financial targets for 2030 were perceived by investors as overly conservative. A holding in RELX PLC detracted from performance as tepid sentiment towards data and analytics industries led investors to rotate into riskier or cyclical sectors, in the sub-advisor's view.

In fixed income, long-duration (sensitivity to interest rates) federal government bonds contributed to the Fund's performance, while an overweight allocation to provincial government bonds detracted from performance.

Portfolio activity

Holdings in Eli Lilly and Johnson & Johnson were added to the Fund as the sub-advisor believes they are high-quality health care companies with attractive valuations, and that the health care sector is well positioned for strong growth.

A holding in Alphabet Inc. was added to the Fund to capture the upside of an early artificial intelligence (AI) leader, in the sub-advisor's view. The Fund's holding in Meta Platforms Inc. was increased as the sub-advisor believes the company has unmatched scale, a dominant position and the ability to integrate AI tools.

CAN Global Growth Opportunities Balanced 75/100 (PS2)

March 31, 2026

The Fund's holding in Oracle Corp. was sold after the company's stock reached an all-time high and the sub-advisor had concerns about the levels of debt the company took on to expand. A holding in Wolters Kluwer NV was sold because of the sub-advisor's concerns about the company's competitive moat and margin pressure.

Fund holdings in IDEXX Laboratories Inc. and Ferrari were decreased during the quarter.

CAN Global Growth Opportunities Balanced 75/100 (PS2)

March 31, 2026

Disclaimer

The commentaries on the company specific information and purchases and sales were provided by the fund manager. Canada Life will not be liable for any loss, or damages whatsoever, whether directly or indirectly incurred, arising out of the use or misuse of errors or omissions in any information contained in this commentary. The data provided in this commentary is for information purposes only and, except where otherwise indicated, is current as of Dec 31, 2025.

The views expressed in this commentary are those of fund manager as at the date of publication and are subject to change without notice. This commentary is presented only as a general source of information and is not intended as a solicitation to buy or sell specific investments, nor is it intended to provide tax or legal advice. Prospective investors should review the offering documents relating to any investment carefully before making an investment decision and should ask their Advisor for advice based on their specific circumstances.

The content of this commentary (including facts, views, opinions, recommendations, descriptions of or references to, products or securities) is not to be used or construed as investment advice, as an offer to sell or the solicitation of an offer to buy, or an endorsement, recommendation or sponsorship of any entity or security cited. Although we endeavour to ensure its accuracy and completeness, we assume no responsibility for any reliance upon it.

This document may contain forward-looking information which reflect our or third-party current expectations or forecasts of future events. Forward-looking information is inherently subject to, among other things, risks, uncertainties and assumptions that could cause actual results to differ materially from those expressed herein. These risks, uncertainties and assumptions include, without limitation, general economic, political and market factors, interest and foreign exchange rates, the volatility of equity and capital markets, business competition, technological change, changes in government regulations, changes in tax laws, unexpected judicial or regulatory proceedings and catastrophic events. Please consider these and other factors carefully and not place undue reliance on forward-looking information. The forward-looking information contained herein is current only as of Dec 31, 2025. There should be no expectation that such information will in all circumstances be updated, supplemented or revised whether as a result of new information, changing circumstances, future events or otherwise.

There can be no assurance that the Fund's return or volatility targets will be met, or met over any particular time horizon. Targeted returns and volatility should be evaluated over the time period indicated and not over shorter periods. Targeted returns are not actual performance and should not be relied upon as an indication of actual or future performance.

This fund is available through a segregated funds policy issued by Canada Life.

A description of the key features of Canada Life's individual variable insurance contract is contained in the information folder, available from your advisor.

Any amount that is allocated to a segregated fund is invested at the risk of the policyowner and may increase or decrease in value.

Canada Life Investment Management and design, and Canada Life and design are trademarks of The Canada Life Assurance Company.

CAN Global Growth Opportunities Balanced 75/100 (PS2)

March 31, 2026

*For Partner series and Preferred partner series an advisory and management services (AMS) fee, of between 0.50% and 1.25%, is negotiated between you and your advisor. The MER doesn't include this fee.

Canada Life is currently waiving a portion of the investment management fees on the High Interest Savings fund to target an estimated management expense ratio of 1.00%. Canada Life is not obligated to continue waiving these fees and it may cease to do so at any time without notice.

The 7-day annualized yield is based on the annualized total return of the fund over the past seven calendar days and does not represent an actual one-year return. It's important to note that 7-day annualized yield is not an indicator of future performance of the fund.

^Deferred Sales Charge (DSC) purchase option is not available for new contributions given regulatory bans that came into effect June 1, 2023. For certain policies where DSC is the only sales charge option available, new contributions may be accepted. Additional disclosure may be required.

†Soft capped - Contributions are no longer accepted to new investors., ‡Hard capped - Contributions are no longer accepted.

Distribution of the chart, history standard and short-term reports are not permitted without including the fund profile long-term report. A description of the key features of Canada Life's individual variable insurance contract is contained in the information folder, available from your advisor. Any amount that is allocated to a segregated fund is invested at the risk of the policyowner and may increase or decrease in value. A description of the key features of Canada Life's individual variable insurance contract is contained in the information folder, available from your advisor. Reports produced using this web site are for information purposes only. Canada Life and their affiliates, representatives, and third party content providers do not warrant the accuracy, completeness, or timeliness of this website or any content, and shall not be responsible for investment decisions, damages, or other losses resulting from the use of this website or its content. The only true report on unit values is the periodic statement prepared and sent by Canada Life. For more information about Canada Life and its products visit canadalife.com or talk to your advisor. In Quebec, advisor refers to a financial security advisor for individual insurance and segregated funds policies; and to an advisor in group insurance/annuity plans for group products. Funds are available through a segregated funds policy issued by Canada Life. Canada Life and design are/is a trademark(s) of The Canada Life Assurance Company.

Financial information provided by Fundata Canada Inc.

©Fundata Canada Inc. All rights reserved.

