

CAN Global Equity 75/100

March 31, 2026

A blended-style global all-cap equity fund seeking growth.

Is this fund right for you?

- A person who is investing for the longer term, seeking the growth potential of foreign stocks and is comfortable with Medium risk.
- Since the fund invests in stocks its value is affected by stock prices, which can rise and fall in a short period of time.

RISK RATING



Fund category
Global Equity

Inception date
May 11, 2020

Management expense ratio (MER)*
3.41%
(December 31, 2024)

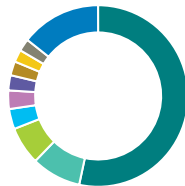
Fund management
Capital Group Companies Inc

How is the fund invested? (as of February 28, 2026)



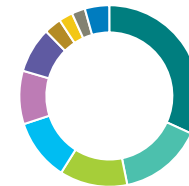
Asset allocation (%)

US Equity	53.4
International Equity	37.8
Canadian Equity	6.9
Cash and Equivalents	2.0
Other	-0.1



Geographic allocation (%)

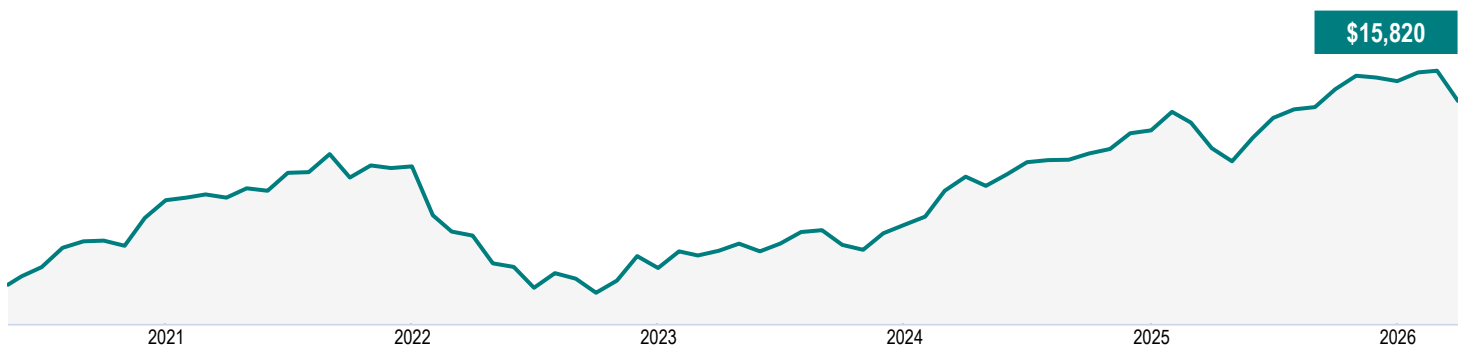
United States	53.4
Canada	8.9
Taiwan	6.8
United Kingdom	3.6
Switzerland	3.3
Japan	2.7
Italy	2.5
India	2.2
Korea, Republic Of	2.2
Other	14.4



Sector allocation (%)

Technology	31.8
Financial Services	15.0
Consumer Services	12.2
Healthcare	11.0
Consumer Goods	9.5
Industrial Goods	8.1
Industrial Services	3.1
Basic Materials	2.5
Energy	2.4
Other	4.4

Growth of \$10,000 (since inception)



CAN Global Equity 75/100

March 31, 2026

Fund details (as of February 28, 2026)

Top holdings	%
Taiwan Semiconductor Manufactrg Co Ltd	6.8
Broadcom Inc	5.0
Microsoft Corp	3.9
NVIDIA Corp	3.1
Alphabet Inc Cl A	2.6
SK Hynix Inc	2.2
Amazon.com Inc	1.7
Eli Lilly and Co	1.7
Philip Morris International Inc	1.5
BAE Systems PLC	1.5
Total allocation in top holdings	30.0

Portfolio characteristics	
Standard deviation	10.03%
Dividend yield	1.31%
Yield to maturity	-
Duration (years)	-
Coupon	-
Average credit rating	-
Average market cap (million)	\$987,088.4

Net assets (million)
\$73.9

Price
\$15.82

Number of holdings
210

Minimum initial investment
\$500

Fund codes
FEL – CLGA079E
DSC^ – CLGA079F
CB2 – CLGA079R
CB4 – CLGA079G

Understanding returns

Annual compound returns (%)

1 MO	3 MO	YTD	1 YR	3 YR	5 YR	10 YR	INCEPTION
-5.70	-3.81	-3.81	10.46	12.62	4.40	-	8.10

Calendar year returns (%)

2025	2024	2023	2022	2021	2020	2019	2018
10.47	25.16	12.98	-23.41	8.45	-	-	-

Range of returns over five years (June 01, 2020 - March 31, 2026)

Best return	Best period end date	Worst return	Worst period end date	Average Return	% of periods with positive returns	Number of positive periods	Number of negative periods
8.15%	Oct. 2025	4.40%	March 2026	6.46%	100.00%	11	0

Contact information

Customer service centre

Toll free:
1-888-252-1847

Corporate website:
canadalife.com

CAN Global Equity 75/100

March 31, 2026

Q4 2025 Fund Commentary

Commentary and opinions are provided by Capital Group Companies Inc.

Market commentary

Global equities rose over the fourth quarter of 2025 amid supportive fiscal and monetary policies. U.S. stocks rose despite volatility tied to softer consumer sentiment and mixed labour data, with sector leadership in health care and communication services.

European equities rose because of solid corporate earnings and signs of improving economic growth. Canadian equities rose because of strength in the materials, financials and consumer discretionary sectors. Japanese equities benefited from a weaker yen and corporate reforms. Emerging markets rose overall, led by the information technology and materials sectors in South Korea, Taiwan and Chile. Indian equities advanced as the country's central bank cut policy interest rates, while China declined amid slowing momentum. The Canadian dollar appreciated against major reserve currencies.

Performance

The Fund's relative exposures to SK Hynix Inc. and Taiwan Semiconductor Manufacturing Co. Ltd. contributed to performance. Both companies posted stronger-than-expected quarterly results because of semiconductor demand. Relative exposures to Eli Lilly and Co. and Vertex Pharmaceuticals Inc. contributed to the Fund's performance as the companies benefited from their drug franchises. Other contributors to performance included holdings in Banco Bilbao Vizcaya Argentaria SA, General Motors Co. and Bombardier Inc.

Relative exposures to Strategy Inc., BAE Systems PLC and Fiserv Inc. detracted from the Fund's performance. Strategy was affected by the falling price of bitcoin, while BAE Systems was affected by profit-taking at year-end. Fiserv's shares declined after the company missed its estimates and lowered its earnings forecast. Other detractors from performance were holdings in Royal Caribbean Cruises Ltd., Flutter Entertainment PLC and MercadoLibre Inc. and the Fund's relative exposure to Alphabet Inc.

At a sector level, stock selection in the information technology sector contributed to the Fund's performance, as did overweight exposures to select semiconductor companies. Selection in U.S. health care contributed to performance, supported by holdings in the innovative therapeutics sub-sector. Stock selection in the financials sector detracted from the Fund's performance.

At a regional level, exposures to South Korea, Taiwan and Canada contributed to the Fund's performance. Exposures to and selection in the U.S., the U.K. and Sweden detracted from performance. Holdings in European defence companies detracted from performance because of profit-taking.

Portfolio activity

The sub-advisor added to the Fund holdings in Reddit Inc., AGCO Corp., Vistra Corp., Infineon Technologies AG and Texas Roadhouse Inc. Holdings in Linde PLC, Honeywell International Inc., MongoDB Inc., Cheniere Energy Inc. and Five Below Inc. were sold.

CAN Global Equity 75/100

March 31, 2026

Outlook

The Fund is focused on long-term growth of capital. According to the sub-advisor, market conditions may continue to be influenced by monetary policy paths, corporate earnings and geopolitical developments. Against this backdrop, the sub-advisor will likely maintain the Fund's diversified exposure across regions and sectors while emphasizing companies with competitive advantages and strong balance sheets.

CAN Global Equity 75/100

March 31, 2026

Disclaimer

The commentaries on the company specific information and purchases and sales were provided by the fund manager. Canada Life will not be liable for any loss, or damages whatsoever, whether directly or indirectly incurred, arising out of the use or misuse of errors or omissions in any information contained in this commentary. The data provided in this commentary is for information purposes only and, except where otherwise indicated, is current as of Dec 31, 2025.

The views expressed in this commentary are those of fund manager as at the date of publication and are subject to change without notice. This commentary is presented only as a general source of information and is not intended as a solicitation to buy or sell specific investments, nor is it intended to provide tax or legal advice. Prospective investors should review the offering documents relating to any investment carefully before making an investment decision and should ask their Advisor for advice based on their specific circumstances.

The content of this commentary (including facts, views, opinions, recommendations, descriptions of or references to, products or securities) is not to be used or construed as investment advice, as an offer to sell or the solicitation of an offer to buy, or an endorsement, recommendation or sponsorship of any entity or security cited. Although we endeavour to ensure its accuracy and completeness, we assume no responsibility for any reliance upon it.

This document may contain forward-looking information which reflect our or third-party current expectations or forecasts of future events. Forward-looking information is inherently subject to, among other things, risks, uncertainties and assumptions that could cause actual results to differ materially from those expressed herein. These risks, uncertainties and assumptions include, without limitation, general economic, political and market factors, interest and foreign exchange rates, the volatility of equity and capital markets, business competition, technological change, changes in government regulations, changes in tax laws, unexpected judicial or regulatory proceedings and catastrophic events. Please consider these and other factors carefully and not place undue reliance on forward-looking information. The forward-looking information contained herein is current only as of Dec 31, 2025. There should be no expectation that such information will in all circumstances be updated, supplemented or revised whether as a result of new information, changing circumstances, future events or otherwise.

There can be no assurance that the Fund's return or volatility targets will be met, or met over any particular time horizon. Targeted returns and volatility should be evaluated over the time period indicated and not over shorter periods. Targeted returns are not actual performance and should not be relied upon as an indication of actual or future performance.

This fund is available through a segregated funds policy issued by Canada Life.

A description of the key features of Canada Life's individual variable insurance contract is contained in the information folder, available from your advisor.

Any amount that is allocated to a segregated fund is invested at the risk of the policyowner and may increase or decrease in value.

Canada Life Investment Management and design, and Canada Life and design are trademarks of The Canada Life Assurance Company.

CAN Global Equity 75/100

March 31, 2026

*For Partner series and Preferred partner series an advisory and management services (AMS) fee, of between 0.50% and 1.25%, is negotiated between you and your advisor. The MER doesn't include this fee.

Canada Life is currently waiving a portion of the investment management fees on the High Interest Savings fund to target an estimated management expense ratio of 1.00%. Canada Life is not obligated to continue waiving these fees and it may cease to do so at any time without notice.

The 7-day annualized yield is based on the annualized total return of the fund over the past seven calendar days and does not represent an actual one-year return. It's important to note that 7-day annualized yield is not an indicator of future performance of the fund.

^Deferred Sales Charge (DSC) purchase option is not available for new contributions given regulatory bans that came into effect June 1, 2023. For certain policies where DSC is the only sales charge option available, new contributions may be accepted. Additional disclosure may be required.

†Soft capped - Contributions are no longer accepted to new investors., ‡Hard capped - Contributions are no longer accepted.

Distribution of the chart, history standard and short-term reports are not permitted without including the fund profile long-term report. A description of the key features of Canada Life's individual variable insurance contract is contained in the information folder, available from your advisor. Any amount that is allocated to a segregated fund is invested at the risk of the policyowner and may increase or decrease in value. A description of the key features of Canada Life's individual variable insurance contract is contained in the information folder, available from your advisor. Reports produced using this web site are for information purposes only. Canada Life and their affiliates, representatives, and third party content providers do not warrant the accuracy, completeness, or timeliness of this website or any content, and shall not be responsible for investment decisions, damages, or other losses resulting from the use of this website or its content. The only true report on unit values is the periodic statement prepared and sent by Canada Life. For more information about Canada Life and its products visit canadalife.com or talk to your advisor. In Quebec, advisor refers to a financial security advisor for individual insurance and segregated funds policies; and to an advisor in group insurance/annuity plans for group products. Funds are available through a segregated funds policy issued by Canada Life. Canada Life and design are/is a trademark(s) of The Canada Life Assurance Company.

Financial information provided by Fundata Canada Inc.

©Fundata Canada Inc. All rights reserved.

