

CAN Risk-Managed Balanced Portfolio 75/100 (PP)



March 31, 2026

The Fund's primary focus is to provide a balance of income and capital growth, while seeking to reduce portfolio volatility.

Is this fund right for you?

- A person who is investing for the medium to longer term while seeking a balance between income and capital growth and is comfortable with low to Medium risk.
- Since the fund invests in stocks and bonds its value is affected by changes in interest rates and by stock prices, which can rise and fall in a short period of time.



FUNDGRADE A+
ACHIEVED FOR THE YEAR 2025

Fund category
Global Neutral Balanced

Inception date
November 04, 2020

Management expense ratio (MER)*
1.37%
(December 31, 2024)

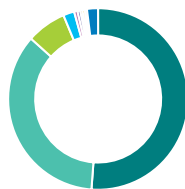
Fund management
Keyridge Asset Management

How is the fund invested? (as of March 31, 2026)



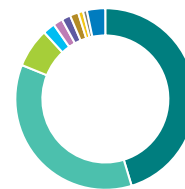
Asset allocation (%)

International Equity	27.2
Foreign Bonds	24.3
Domestic Bonds	21.0
Canadian Equity	14.2
US Equity	7.1
Cash and Equivalents	2.2
Other	4.0



Geographic allocation (%)

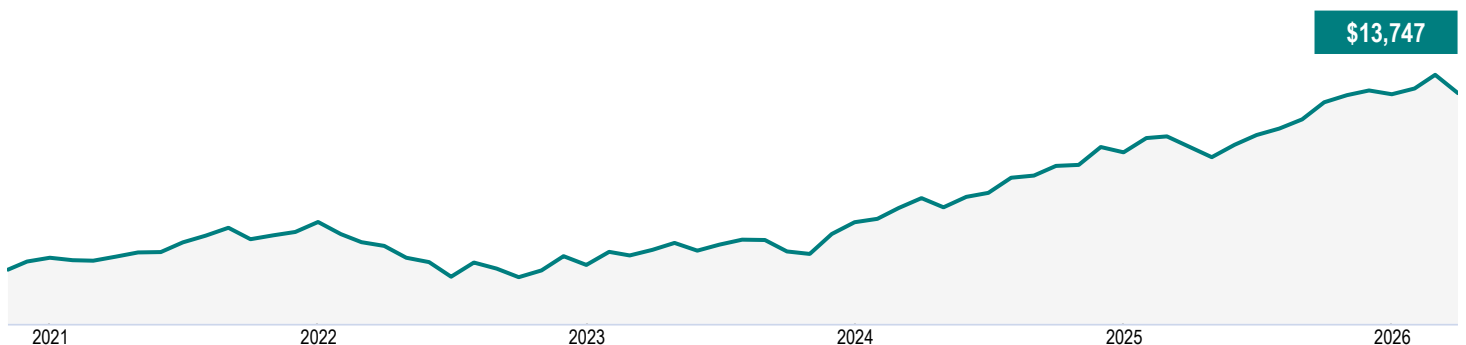
Multi-National	51.2
Canada	35.4
United States	7.1
North America	2.0
Switzerland	0.6
France	0.5
Japan	0.4
Ireland	0.4
United Kingdom	0.4
Other	2.0



Sector allocation (%)

Fixed Income	45.3
Mutual Fund	35.8
Exchange Traded Fund	7.0
Cash and Cash Equivalent	2.2
Healthcare	1.7
Financial Services	1.6
Technology	1.5
Consumer Goods	0.9
Consumer Services	0.7
Other	3.3

Growth of \$10,000 (since inception)



CAN Risk-Managed Balanced Portfolio 75/100 (PP)

March 31, 2026

Fund details (as of March 31, 2026)

Top holdings	%
Canada Life Risk Reduction Pool Series R	23.0
Canada Life Fixed Income Fund Series R	18.0
Canada Life Global Multi-Sector Bond Fund A	10.0
Canada Life Canadian Equity Index ETF	7.0
Canada Life Canadian Growth Fund A	7.0
T. Rowe Price Global Multi-Sector Bond Pool	6.0
Canada Life Developed Markets ex-US Index ETF	4.2
CAN Path Gbl Tact 75/75 CONST	4.0
Canada Life EM Bond Index ETF	4.0
US High Yield Bond ETF	2.0
Total allocation in top holdings	85.2

Portfolio characteristics	
Standard deviation	5.68%
Dividend yield	-
Yield to maturity	-
Duration (years)	-
Coupon	-
Average credit rating	-
Average market cap (million)	-

Net assets (million)
\$281.0

Price
\$13.75

Number of holdings
2699

Minimum initial investment
\$500

A minimum \$500,000 in eligible assets required for preferred pricing. (refer back to info folder for eligible assets)

Fund codes

FEL – CLGD100E

Contact information

Customer service centre

Toll free:
1-888-252-1847

Corporate website:
canadalife.com

Understanding returns

Annual compound returns (%)

1 MO	3 MO	YTD	1 YR	3 YR	5 YR	10 YR	INCEPTION
-2.75	0.17	0.17	9.06	9.67	5.99	-	6.07

Calendar year returns (%)

2025	2024	2023	2022	2021	2020	2019	2018
9.87	13.48	8.98	-8.28	7.40	-	-	-

Range of returns over five years (December 01, 2020 - March 31, 2026)

Best return	Best period end date	Worst return	Worst period end date	Average Return	% of periods with positive returns	Number of positive periods	Number of negative periods
6.77%	Feb. 2026	5.99%	March 2026	6.27%	100.00%	5	0

CAN Risk-Managed Balanced Portfolio 75/100 (PP)

March 31, 2026

Commentary and opinions are provided by Keyridge Asset Management.

*For Partner series and Preferred partner series an advisory and management services (AMS) fee, of between 0.50% and 1.25%, is negotiated between you and your advisor. The MER doesn't include this fee.

Canada Life is currently waiving a portion of the investment management fees on the High Interest Savings fund to target an estimated management expense ratio of 1.00%. Canada Life is not obligated to continue waiving these fees and it may cease to do so at any time without notice.

The 7-day annualized yield is based on the annualized total return of the fund over the past seven calendar days and does not represent an actual one-year return. It's important to note that 7-day annualized yield is not an indicator of future performance of the fund.

^Deferred Sales Charge (DSC) purchase option is not available for new contributions given regulatory bans that came into effect June 1, 2023. For certain policies where DSC is the only sales charge option available, new contributions may be accepted. Additional disclosure may be required.

†Soft capped - Contributions are no longer accepted to new investors., ‡Hard capped - Contributions are no longer accepted.

Distribution of the chart, history standard and short-term reports are not permitted without including the fund profile long-term report. A description of the key features of Canada Life's individual variable insurance contract is contained in the information folder, available from your advisor. Any amount that is allocated to a segregated fund is invested at the risk of the policyowner and may increase or decrease in value. A description of the key features of Canada Life's individual variable insurance contract is contained in the information folder, available from your advisor. Reports produced using this web site are for information purposes only. Canada Life and their affiliates, representatives, and third party content providers do not warrant the accuracy, completeness, or timeliness of this website or any content, and shall not be responsible for investment decisions, damages, or other losses resulting from the use of this website or its content. The only true report on unit values is the periodic statement prepared and sent by Canada Life. For more information about Canada Life and its products visit canadalife.com or talk to your advisor. In Quebec, advisor refers to a financial security advisor for individual insurance and segregated funds policies; and to an advisor in group insurance/annuity plans for group products. Funds are available through a segregated funds policy issued by Canada Life. Canada Life and design are/is a trademark(s) of The Canada Life Assurance Company.

FundGrade A+® is used with permission from Fundata Canada Inc., all rights reserved. The annual FundGrade A+® Awards are presented by Fundata Canada Inc. to recognize the "best of the best" among Canadian investment funds. The FundGrade A+® calculation is supplemental to the monthly FundGrade ratings and is calculated at the end of each calendar year. The FundGrade rating system evaluates funds based on their risk-adjusted performance, measured by Sharpe Ratio, Sortino Ratio, and Information Ratio. The score for each ratio is calculated individually, covering all time periods from 2 to 10 years. The scores are then weighted equally in calculating a monthly FundGrade. The top 10% of funds earn an A Grade; the next 20% of funds earn a B Grade; the next 40% of funds earn a C Grade; the next 20% of funds receive a D Grade; and the lowest 10% of funds receive an E Grade. To be eligible, a fund must have received a FundGrade rating every month in the previous year. The FundGrade A+® uses a GPA-style calculation, where each monthly FundGrade from "A" to "E" receives a score from 4 to 0, respectively. A fund's average score for the year determines its GPA. Any fund with a GPA of 3.5 or greater is awarded a FundGrade A+® Award. For more information, see www.FundGradeAwards.com. Although Fundata makes every effort to ensure the accuracy and reliability of the data contained herein, the accuracy is not guaranteed by Fundata.

Financial information provided by Fundata Canada Inc.

©Fundata Canada Inc. All rights reserved.

